

EXISTING FLOORING CONDTIONS:
VINYL TILE AND BROWN CERAMIC
TILE (BATHROOM)

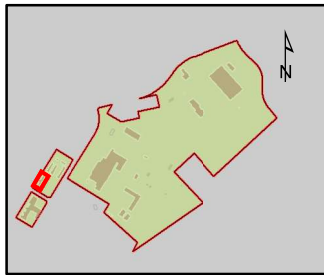
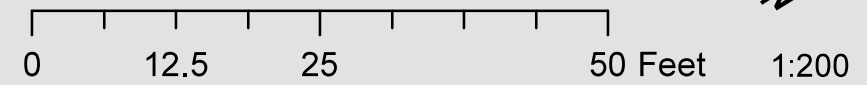
EXISTING FLOORING CONDTIONS:
CARPET AND BROWN CERAMIC TILE
(BATHROOM)

NOTE
 DEMOLISH 1,200 SF OF EXISTING CARPET FLOORING, ADHESIVE, AND ANY NON-CONCRETE MATERIALS, ALL THE WAY DOWN TO THE DECK.
 DEMOLISH 5,000 SF OF EXISTING VINYL TILE FLOORING, ADHESIVE, AND ANY NON-CONCRETE MATERIALS, ALL THE WAY DOWN TO THE DECK.
 APPROXIMATELY 1,400 SF OF EXISTING VINYL TILE FLOORING MAY BE CONSIDERED ASBESTOS CONTAINING AND ALL PAINTED SURFACES MAY BE CONSIDERED TO HAVE LEAD-CONTAINING PAINT. CONTRACTOR IS RESPONSIBLE FOR VERIFYING AMOUNTS AND LOCATIONS OF ALL HAZMAT MATERIALS, USING THE PROVIDED HAZMAT REPORT.
 INSTALL APPROXIMATELY 6,200 SF OF NEW NON ASBESTOS CONTAINING VINYL TILE FLOORING, USING THE ADHESIVE GLUE DOWN METHOD.
 INSTALL NEW 3" RUBBER COVE BASES AROUND THE ENTIRE PERIMETER OF ALL AREAS THAT RECEIVED NEW FLOORING.
 INSTALL NEW METAL TRANSITIONS WHEREVER THERE ARE CHANGES IN FLOORING MATERIAL (I.E. BETWEEN ROOMS, BATHROOMS, STAIRWAY, JANITORS CLOSETS, ELEVATOR LOUNGE, ETC.)
 THE CONTRACTOR IS RESPONSIBLE FOR FIELD VERIFICATION OF ALL FLOORING TO BE DEMOLISHED AND INSTALLED, WITH THE OWNER, PRIOR TO ANY WORK.

LEGEND

- ROOMS WITH CARPET
- EXISTING ASBESTOS CONTAINING FLOORING
- SECTION DIVIDER
- X NOT INCLUDED IN SCOPE

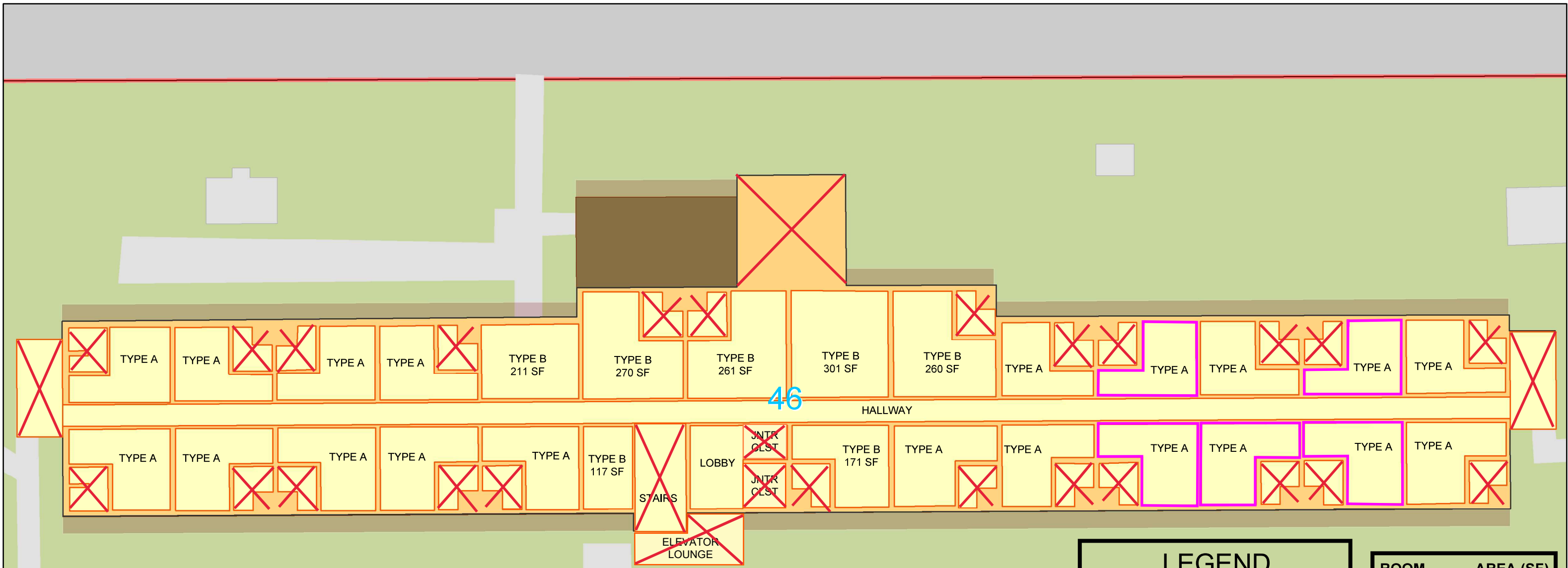
ROOM	AREA (SF)
TYPE A	167
TYPE B	VARIES
LOBBY	185
HALLWAY	1,459



SITE NAME KALAELOA

FAC. NO. 00046

FLOOR NO. 1ST FLOOR

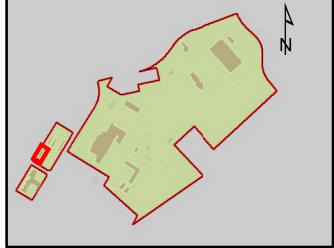
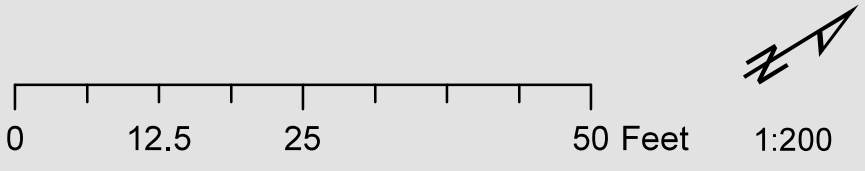


NOTE
 DEMOLISH 840 SF OF EXISTING CARPET FLOORING, ADHESIVE, AND ANY NON-CONCRETE MATERIALS, ALL THE WAY DOWN TO THE DECK.
 DEMOLISH 5,660 SF OF EXISTING VINYL TILE FLOORING, ADHESIVE, AND ANY NON-CONCRETE MATERIALS, ALL THE WAY DOWN TO THE DECK.
 ALL EXISTING FLOORING MATERIAL MAY BE ASBESTOS CONTAINING AND ALL PAINTED SURFACES MAY BE CONSIDERED TO HAVE LEAD-CONTAINING PAINT. CONTRACTOR IS RESPONSIBLE FOR VERIFYING AMOUNTS AND LOCATIONS OF ALL HAZMAT MATERIALS, USING THE PROVIDED HAZMAT REPORT.
 INSTALL APPROXIMATELY 6,500 SF OF NEW NON ASBESTOS CONTAINING VINYL TILE FLOORING, USING THE GLUE DOWN ADHESIVE METHOD.
 INSTALL NEW 3" RUBBER COVE BASES AROUND THE ENTIRE PERIMETER OF ALL AREAS THAT RECEIVED NEW FLOORING.
 INSTALL NEW METAL TRANSITIONS WHEREVER THERE ARE CHANGES IN FLOORING MATERIAL (I.E. BETWEEN ROOMS, BATHROOMS, STAIRWAY, JANITORS CLOSETS, ELEVATOR LOUNGE, ETC.)
 THE CONTRACTOR IS RESPONSIBLE FOR FIELD VERIFICATION OF ALL FLOORING TO BE DEMOLISHED AND INSTALLED, WITH THE OWNER, PRIOR TO ANY WORK.

LEGEND

- ROOMS WITH CARPET
- X
 NOT INCLUDED IN SCOPE

ROOM	AREA (SF)
TYPE A	167
TYPE B	VARIES
HALLWAY	1,384
LOBBY	153



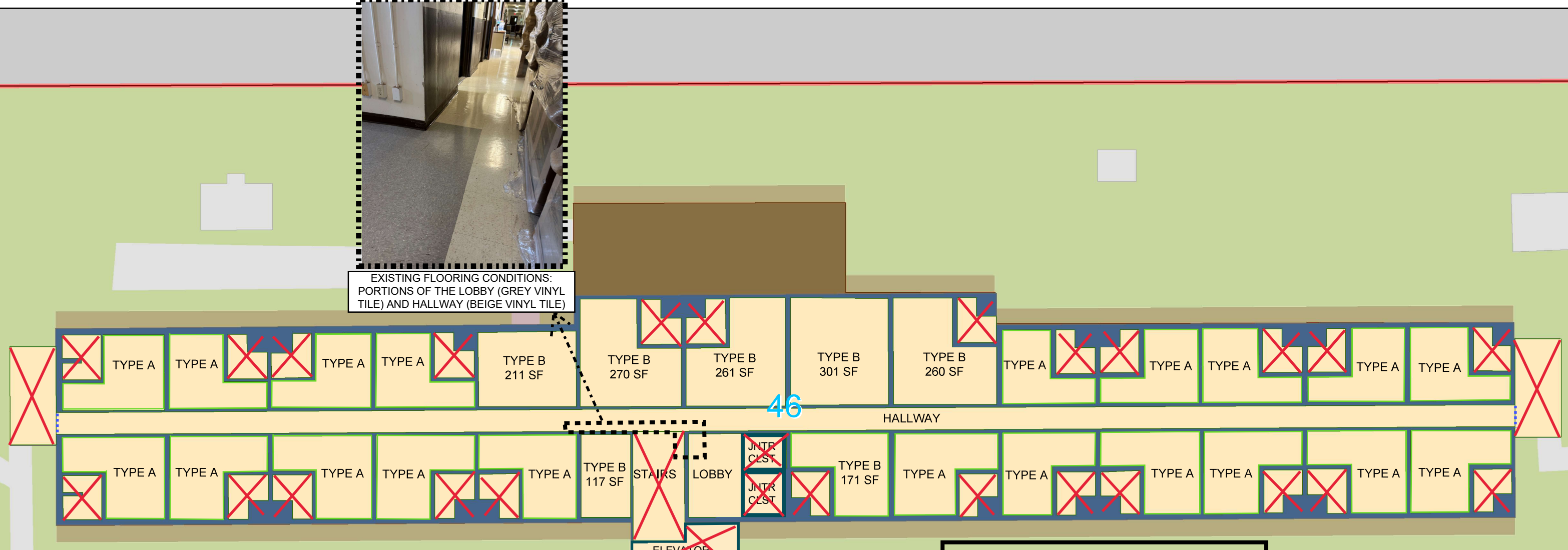
SITE NAME KALAELOA

FAC. NO. 00046

FLOOR NO. 2ND FLOOR



EXISTING FLOORING CONDITIONS:
PORTIONS OF THE LOBBY (GREY VINYL TILE) AND HALLWAY (BEIGE VINYL TILE)



NOTE
DEMOLISH APPROXIMATELY 6,500 SF OF EXISTING VINYL TILE FLOORING, ADHESIVE, AND ANY NON-COINCRETE MATERIALS, ALL THE WAY DOWN TO THE DECK.

APPROXIMATELY 3,500 SF OF THE EXISTING VINYL TILE FLOORING MATERIAL MAY BE CONSIDERED ASBESTOS CONTAINING AND ALL PAINTED SURFACES MAY BE CONSIDERED TO HAVE LEAD-CONTAINING PAINT. CONTRACTOR IS RESPONSIBLE FOR VERIFYING AMOUNTS AND LOCATIONS OF ALL HAZMAT MATERIALS, USING THE PROVIDED HAZMAT REPORT.

INSTALL APPROXIMATELY 6,500 SF OF NEW NON ASBESTOS CONTAINING VINYL TILE FLOORING, USING THE ADHESIVE GLUE DOWN METHOD.

INSTALL NEW 3" RUBBER COVE BASES AROUND THE ENTIRE PERIMETER OF ALL AREAS THAT RECEIVED NEW FLOORING.

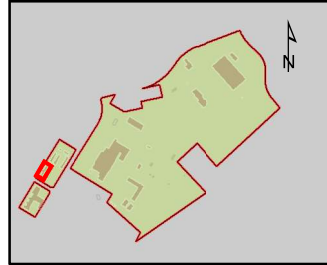
INSTALL NEW METAL TRANSITIONS WHEREVER THERE ARE CHANGES IN FLOORING MATERIAL (I.E. BETWEEN ROOMS, BATHROOMS, STAIRWAY, JANITORS CLOSETS, ELEVATOR LOUNGE, ETC.)

THE CONTRACTOR IS RESPONSBILE FOR FIELD VERIFICATION OF ALL FLOORING TO BE DEMOLISHED AND INSTALLED, WITH THE OWNER, PRIOR TO ANY WORK.

LEGEND

- SECTION DIVIDER
- X NOT INCLUDED IN SCOPE
- EXISTING ASBESTOS CONTAINING FLOORING

ROOM	AREA (SF)
TYPE A	167
TYPE B	VARIABLES
LOBBY	153
HALLWAY	1,384



SITE NAME KALAELOA

FAC. NO. 00046

FLOOR NO. 3RD FLOOR